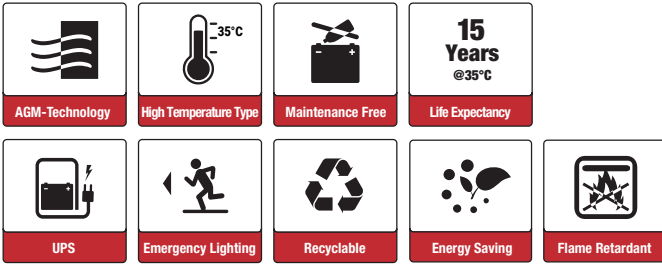


Grid Power 1000-2HT M8V0 (2V1000Ah)



Applications

- Uninterruptible power supply (UPS)
- Telecommunication base station
- High temperature station without air-condition
- Station in the open air

Certificates



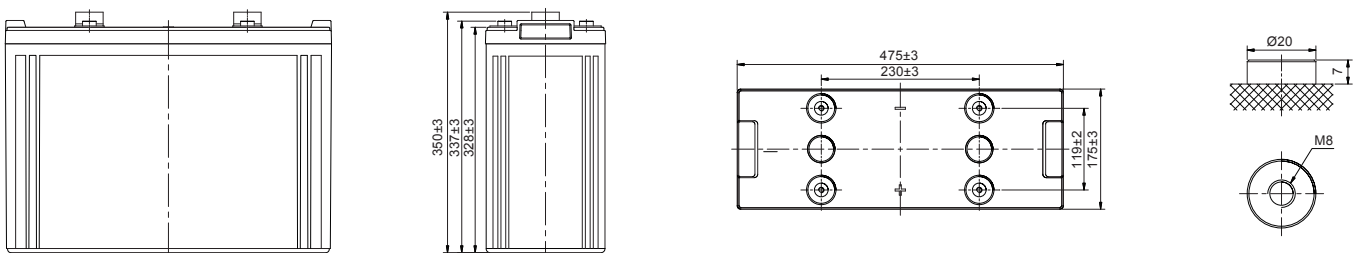
Specifications

Nominal Voltage	2V	Operating Temp. Range	Discharge: -40~65°C
Nominal Capacity	1000Ah (C ₁₀ , 1.80V/cell)		Charge: -20~45°C
Approx. Weight	60.0kg		Storage: -20~50°C
Terminal	M8	Standby Use	Initial Charging Current less than 250A.
Container Material	ABS UL94 V0		Voltage 2.25V at 35°C.
Rated Capacity (35°C)	1060.0Ah/53.0A, 20hr, 1.80V/cell		Temperature Coefficient -3mV/°C.
	1000.0Ah/100.0A, 10hr, 1.80V/cell	Capacity affected by Temp.	40°C 103%
	888.0Ah/177.6A, 5hr, 1.75V/cell		35°C 100%
	795.0Ah/265.0A, 3hr, 1.75V/cell		0°C 86%
	641.1Ah/641.1A, 1hr, 1.60V/cell	Self Discharge	SSB Grid Power batteries may be stored for up to 6 months at 25°C/3 months at 35°C and then a freshening charge is required. For higher temperatures the time interval will be shorter.
Max. Discharge Current	8000A (5s)	Life Expectancy	Classified as „Very Long Life“ according EUROBAT.
Internal Resistance / Impedance (1kHz)	Approx. 0.3mΩ		
Nominal Oper. Temp. R.	35 (+5/-15)°C		

Dimensions

■ M8 Terminal

Unit: mm | Dimensions: 475 Length X 175 Width X 328 Height (350 Height incl. Terminal)



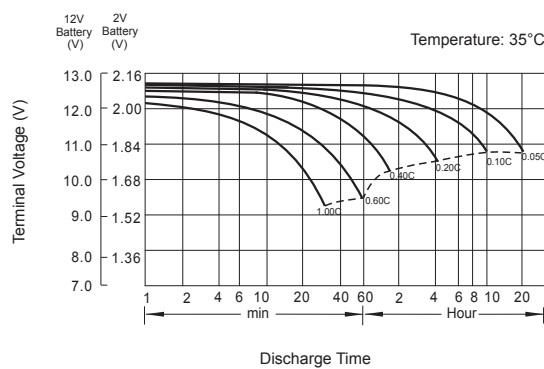
Constant Current Discharge (Amperes) at 35°C

F.V/Time	5min	10min	15min	20min	30min	45min	1h	2h	3h	4h	5h	6h	8h	10h	20h
1.85V/cell	1166.7	990.0	903.6	813.0	684.0	560.0	471.0	312.0	240.6	194.3	163.8	142.8	114.0	95.6	50.6
1.80V/cell	1420.0	1158.0	1029.7	915.0	754.0	608.0	510.6	333.0	252.6	202.5	170.6	148.0	118.8	100.0	53.0
1.75V/cell	1659.7	1332.0	1165.0	1026.0	826.0	662.7	557.6	352.0	265.0	212.5	177.6	153.5	122.0	102.0	54.1
1.70V/cell	1899.3	1494.0	1287.6	1116.0	888.0	702.7	589.9	369.5	276.7	220.0	182.9	158.3	125.6	104.5	55.4
1.67V/cell	2039.1	1608.0	1388.0	1200.0	940.0	733.3	615.0	384.0	285.5	226.3	187.9	162.0	127.3	106.2	56.3
1.60V/cell	2220.0	1722.0	1472.0	1260.0	982.0	765.3	641.1	398.5	292.2	231.3	191.8	165.0	129.5	107.2	56.7

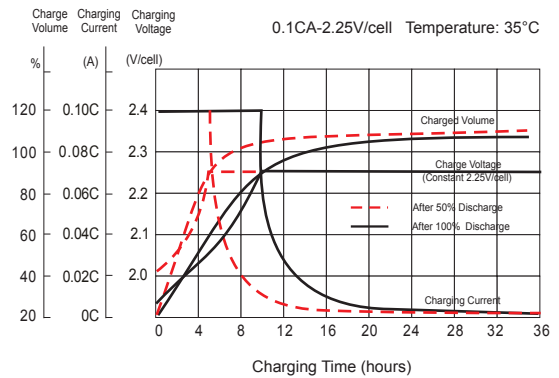
Constant Power Discharge (Watts/cell) at 35°C

F.V/Time	5min	10min	15min	20min	30min	45min	1h	2h	3h	4h	5h	6h	8h	10h	20h
1.85V/cell	2179.0	1862.5	1710.9	1546.3	1307.2	1076.7	911.1	606.9	470.2	381.0	322.7	282.2	226.2	190.1	100.8
1.80V/cell	2608.6	2146.9	1924.5	1722.0	1429.4	1161.3	982.1	644.6	491.4	395.8	334.6	291.3	234.9	198.6	105.4
1.75V/cell	2995.7	2430.2	2146.6	1908.9	1554.0	1258.3	1067.8	678.7	514.1	414.0	347.1	301.2	240.8	202.3	107.3
1.70V/cell	3371.3	2687.7	2348.3	2058.6	1656.6	1324.9	1123.8	709.4	534.7	426.8	356.4	310.2	247.7	207.1	109.9
1.67V/cell	3554.2	2849.7	2499.8	2189.8	1740.5	1375.0	1164.9	734.2	549.3	437.5	364.9	316.4	250.3	210.2	111.6
1.60V/cell	3789.5	2992.0	2607.2	2273.0	1800.0	1421.6	1205.9	757.2	559.3	445.2	371.1	321.3	254.2	211.8	112.2

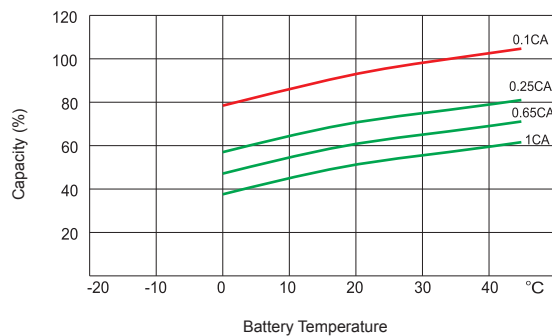
Discharge Characteristics



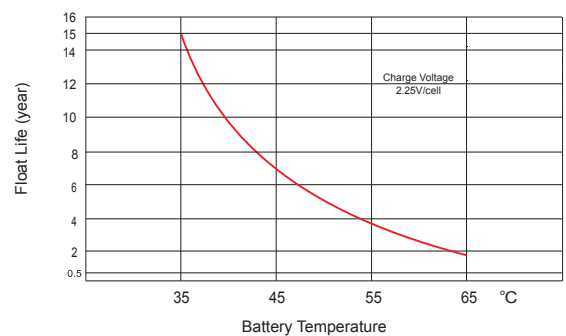
Float Charging Characteristics



Temperature Effects in Relation to Battery Capacity



Effect of Temperature on Long Term Float Life



Cycle Service Life in Relation to Depth of Discharge

